

## 17. TAX RECEIVABLES

Tax receivables relate to income taxes and total euro 86,028 thousand [of which euro 12,068 thousand included in non-current], compared to euro 63,494 thousand at December 31, 2013 [of which euro 7,890 thousand included in non-current]. This amount mainly refers to receivables for tax prepayments made during the year, receivables for tax withholding paid to foreign entities during the year for euro 15,069 thousand and IRES (corporate income tax) receivables from previous years recognised in favour of Pirelli & C. S.p.A. for euro 5,058 thousand.

## 18. INVENTORIES

The breakdown of inventories is as follows:

(in thousands of euro)

	12/31/2014	12/31/2013
Raw and auxiliary materials and consumables	210,699	205,033
Sundry materials	7,193	7,029
Work in progress and semi-finished products	70,966	77,473
Finished products	759,387	691,781
Goods for resale	2,357	2,827
Advances to suppliers	4,414	3,175
	<b>1,055,016</b>	<b>987,318</b>

The growth in inventory of finished products is mainly due to an increase in inventory in terms of volume and sales mix in the United States, China and an increase of mix in Germany. This effect also includes the acquisition of the Abouchar chain in Brazil.




The recovery of inventories recognised net of impairments, amounted to euro 7,376 thousand [impairments for euro 5,337 thousand at December 31, 2013].

Inventories are not subject to any collateral pledges.

## 19. SECURITIES HELD FOR TRADING

Securities held for trading amounted to euro 61,404 thousand compared to euro 48,090 thousand at December 31, 2013, an increase of euro 13,314 thousand.

They include:

-  unlisted floating-rate bonds for euro 57,735 thousand (euro 25,309 thousand at December 31, 2013);
-  unlisted fixed-rate bonds for euro 3,631 thousand (euro 21,613 thousand at December 31, 2013);
-  unlisted equities for euro 38 thousand (euro 1,168 thousand at December 31, 2013, including euro 1,130 thousand in listed stock);

The fair value of listed financial instruments corresponds to their stock market price at December 31, 2014.

The fair value of unlisted financial instruments was determined by making estimates on the basis of the best information available.

Changes in fair value are recognised in the Income Statement as "Financial income".